

Features

2.12

★ New features in AppsAnywhere 2.12

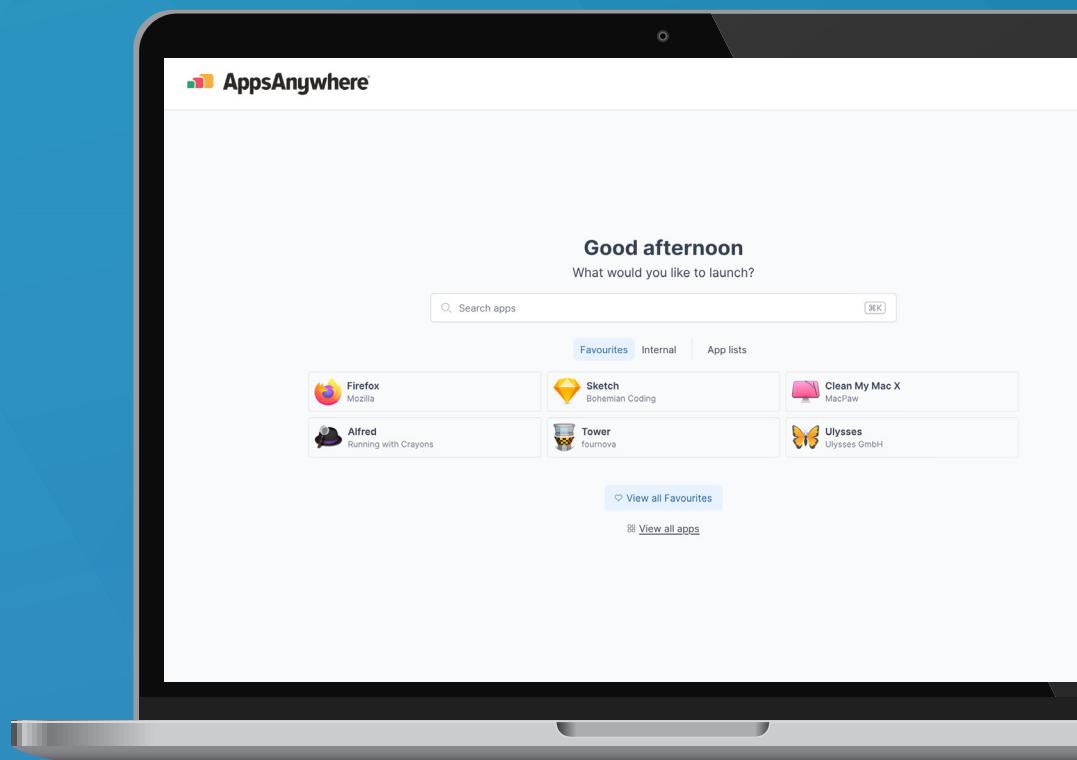
Improved UI
Hardware profiles
New Validation Workflow

AppsAnywhere 2.11 recap

Windows Virtual Desktop
Canvas compatibility
App Lists API
Mac Big Sur (+iOS 14 and Android 11)

AppsAnywhere features

100% Windows apps to any device
BYOD-ready
Context detection
Smart prioritization tools
Analytics
VPAT 2.0
App Lists
Custom branding and comms



★ New features in AppsAnywhere 2.12

All new UI

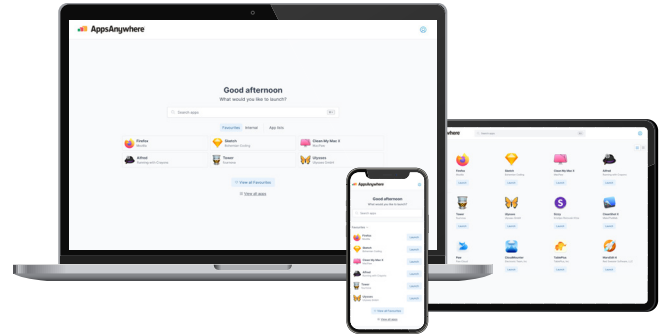
★ NEW

A brand new experience for our app store.

We've rebuilt our UI from the ground up to provide the best experience to as many people as possible, no matter how they use AppsAnywhere. One of our aims was to make the portal as clear as possible, without expecting any kind of shared knowledge. Enhanced search function, a new slicker launch process, and improved accessibility among many other changes, create a consistent user experience for all devices.

Webinar:

[A demo of the new AppsAnywhere UI](#)



Hardware profiles

★ NEW

A highly anticipated feature!

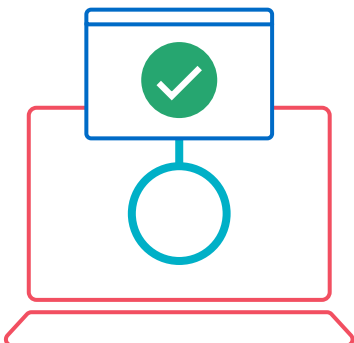
This allows apps to run natively for users whose hardware is powerful enough, while providing a fallback to those who can't - ensuring that everyone gets a good experience while minimising costs!

New validation workflow

★ NEW

The new validation process is much less intrusive!

It now provides information to the user when needed, but stays out of the way where it can. With on-demand, we can now simply let users launch apps and handle any requirements as part of that one launch process!



Detection of locally installed executables

★ NEW

Improving success!

We've expanded the ways in which a locally installed application can be detected, increasing the number of compatible applications to improve the success of this delivery method.

Previous releases recap

Windows Virtual Desktop

Deliver software through next-gen and hosted virtualization solutions.

AppsAnywhere helps students access their apps through Windows Virtual Desktop, giving Higher Ed a single platform for university apps, regardless of operating system, device type or user context. Take advantage of the benefits of hosted and SaaS solutions rather than legacy VDI to slash costs, boost scalability, access pay-as-you-go usage models and absorb peripheral costs.



Windows
Virtual
Desktop

Canvas compatibility

Use AppsAnywhere seamlessly with your existing digital learning resources.

AppsAnywhere is Canvas-ready, allowing you to use complementary features out of the box. Share App Lists in course folders and distribute course-specific apps from the same places students are used to going for other resources. A consistent experience when it comes to accessing software and a familiarity with the process makes working easier and more productive.



App Lists API

Automated syndication of app lists to VLEs and other digital resources.

AppsAnywhere's all new API, designed for the sharing and distribution of App Lists, makes providing software access more quick and simple and helps to ensure students know what they can access, and where. Current App Lists API functions are as follows:

- Retrieve a list of apps in a particular app list
- Retrieve a list of apps in a particular app list, based on the LMS/VLE course it is linked to
- Retrieve the information required to launch any of the referenced apps



App Lists
API



macOS
Big Sur

android
11

Mac Big Sur (+iOS 14 and Android 11)

Keep up with OS updates and patches.

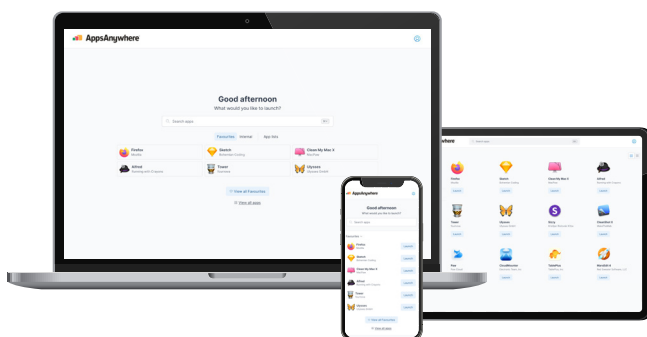
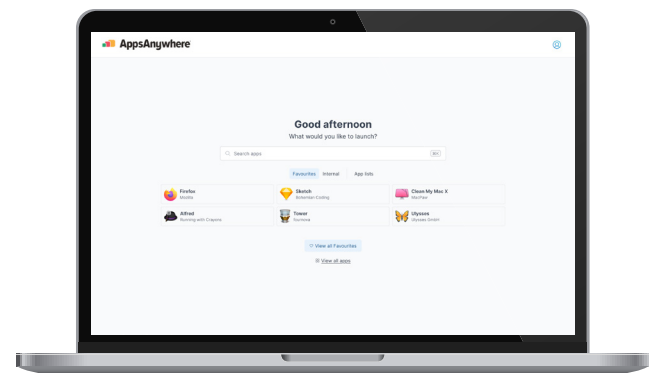
AppsAnywhere is 100% compatible with all the latest operating systems to ensure students can always access their software, without fail or interruption.

AppsAnywhere features

100% Windows apps to any device

All your apps in one place. Anywhere, anytime.

Provide equitable access to academic software for all students on any device. Deliver 100% of apps from a single centralized platform, whether they're installed, virtualized, SaaS, web or remote apps. There isn't a Windows app we can't deliver. Similarly, AppsAnywhere can deliver all Mac apps to Macs.



BYOD-ready

Deliver to non-managed, student owned devices.

Provide an enhanced student experience, facilitate success and improve student outcomes by providing access to university software on any device. BYOD enables students to be more productive by using machines they're more familiar with, by working to their own schedules, and by accessing their files and apps from the same place.

Context detection

Let AppsAnywhere do the hard work by detecting and recording user details.

Context detection allows AppsAnywhere to detect details such as platform, location and OS. Reduce expensive VDI license use, leverage end device hardware and avoid endless imaging, all through detecting users' contexts and delivering accordingly. Context detection can also help to gather stats and details on your users to further inform how you deliver software to them.



Smart prioritization tools

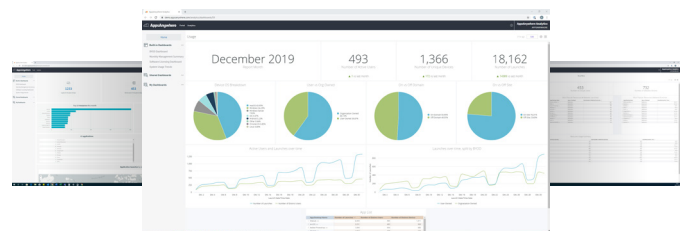
Automate provisioning for streamlined and efficient software deployment.

Simplify your workflow and reduce demand on IT service desks using smart prioritization, context detection and some conditional provisioning logic. You can set multiple delivery methods for each app and order them in terms of preference. AppsAnywhere then chooses the best way of delivering the app to the student, based on a variety of factors such as device type, operating system, geographical location and whether a machine is user-owned or university-managed.

Analytics

Monitor how, where and when your applications are being used.

With AppsAnywhere Analytics you can see which software titles are being used and which aren't, so you can find out where you might want to increase your licenses to make software more available, or where you can save money on licensing! Get an in-depth overview of your software estate and make more informed strategic IT decisions.



App Lists

Quick links to course-specific apps.

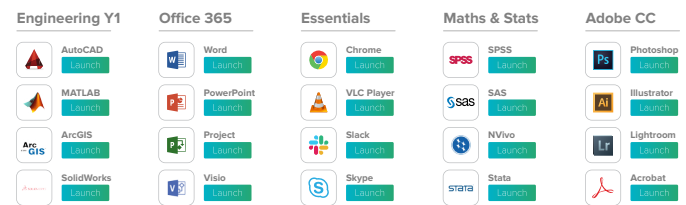
Arrange key software titles into quick-find lists that your faculty or academics can share at the click of a few buttons. Distribute lists of recommended software for specific courses or modules to students via a URL, or embed the list of apps directly in your VLE!



VPAT 2.0

Providing equitable access to apps with VPAT 2.0 compliance and accessibility standards.

Research suggests that up to 20% of AppsAnywhere users have some form of disability or impairment which affects their use of software. Committed to providing a consistent experience to all users, AppsAnywhere is compliant with VPAT 2.0 standards and is fully navigable by keyboard/speech and significant screen-reader functionality.



Custom branding and comms

Deploy AppsAnywhere with your university branding and create a digital announcement forum.

By adding your university's branding you can give your students and staff a recognizable, trusted way to access their software. And because it's a single platform to access all apps on any device, it's a consistent one-stop-shop for university software! You can also use AppsAnywhere as a way to make key university announcements by uploading custom banners and messages.

Like to see more?

Arrange a demo